











CSK 2016 / SKM 2016

X30 Junior

Essais Libres Officiels / Offiziellen Training

Classement de la séance / Klassement Wettkampf

Cl Rnk	N° No.	Pilote Pilot	Cat	Nat	Chassis / Moteur / Pneus Chassis / Motor / Reifen	Temps Time	Ecart Gap	Tour Lap	Vitesse Speed
1	57	KUWABARA-WAGG Julian	X30 Junior		Kosmik / IAME X30 / Le Cont	56.748		7	
2	6	WIGGER Elias	X30 Junior		Praga / IAME X30 / Le Cont	56.879	+0.131	11	
3	111	MOCCIA Savio	X30 Junior		Praga / IAME X30 / Le Cont	56.902	+0.154	10	
4	2	STANCO Luana	X30 Junior		Exprit / IAME X30 / Le Cont	57.009	+0.261	7	
5	27	BORN Miklas	X30 Junior		Exprit / IAME X30 / Le Cont	57.092	+0.344	11	
6	13	MESSMER Silvano	X30 Junior		Tony Kart / IAME X30 / Le Cont	57.304	+0.556	9	
7	118	MOSER Timo	X30 Junior		Praga / IAME X30 / Le Cont	57.398	+0.650	9	
8	20	MONNIER Cyril	X30 Junior		GP Racing / IAME X30 / Le Cont	57.612	+0.864	10	
9	77	DI PRIMA Livio	X30 Junior		Birel / IAME X30 / Le Cont	57.617	+0.869	8	
10	132	SHAW Elliott	X30 Junior		Exprit / IAME X30 / Le Cont	1:07.756	+11.008	2	

CSK 2016 / SKM 2016
X30 Junior
Essais Libres Officiels / Offizielles Training
Historique / Records

N° No.	Tour Lap	Temps Time
2 STANCO Luana		
START		
2	1	
2	2	1:06.157
2	3	58.757
2	4	57.599
2	5	57.343
2	6	57.286
2	7	57.009
2	8	57.251
2	9	57.116
2	10	57.149
FINISH		
2	11	57.024

N° No.	Tour Lap	Temps Time
6 WIGGER Elias		
START		
6	1	
6	2	1:04.999
6	3	59.181
6	4	57.702
6	5	57.166
6	6	1:04.819
6	7	57.262
6	8	57.065
6	9	57.062
6	10	56.929
FINISH		
6	11	56.879

N° No.	Tour Lap	Temps Time
13 MESSMER Silvano		
START		
13	1	
13	2	1:06.501
13	3	1:00.632
13	4	58.542
13	5	1:00.911
13	6	1:00.531

N° No.	Tour Lap	Temps Time
13	7	57.806
13	8	57.358
13	9	57.304
13	10	57.324
FINISH		
13	11	57.307

N° No.	Tour Lap	Temps Time
20 MONNIER Cyril		
START		
20	1	
20	2	1:09.905
20	3	59.602
20	4	58.319
20	5	59.063
20	6	58.278
20	7	58.096
20	8	57.770
20	9	57.624
20	10	57.612
FINISH		
20	11	58.427

N° No.	Tour Lap	Temps Time
27 BORN Miklas		
START		
27	1	
27	2	1:08.047
27	3	1:01.264
27	4	58.247
27	5	59.740
27	6	1:01.819
27	7	57.840
27	8	57.241
27	9	58.340
27	10	57.159
FINISH		
27	11	57.092

N° No.	Tour Lap	Temps Time
57 KUWABARA-WAGG Julian		
START		
57	1	
57	2	1:09.559
57	3	58.969
57	4	4:18.648
57	5	58.699
57	6	57.373
FINISH		
57	7	56.748

N° No.	Tour Lap	Temps Time
77 DI PRIMA Livio		
START		
77	1	
77	2	1:09.945
77	3	1:00.244
77	4	58.863
77	5	58.492
77	6	58.780
77	7	58.254
77	8	57.617
77	9	57.724
77	10	58.289
FINISH		
77	11	57.800

N° No.	Tour Lap	Temps Time
111 MOCCIA Savio		
START		
111	1	
111	2	1:07.418
111	3	1:00.436
111	4	57.989
111	5	57.348
111	6	57.147
111	7	57.238
111	8	56.980
111	9	56.921
111	10	56.902

N° No.	Tour Lap	Temps Time
FINISH		
111	11	57.025

N° No.	Tour Lap	Temps Time
118 MOSER Timo		
START		
118	1	
118	2	1:04.590
118	3	59.380
118	4	58.373
118	5	57.960
118	6	57.684
118	7	58.747
118	8	57.478
118	9	57.398
118	10	57.483
FINISH		
118	11	57.478

N° No.	Tour Lap	Temps Time
132 SHAW Elliott		
START		
132	1	
132	2	1:07.756
132	3	2:21.848
FINISH		